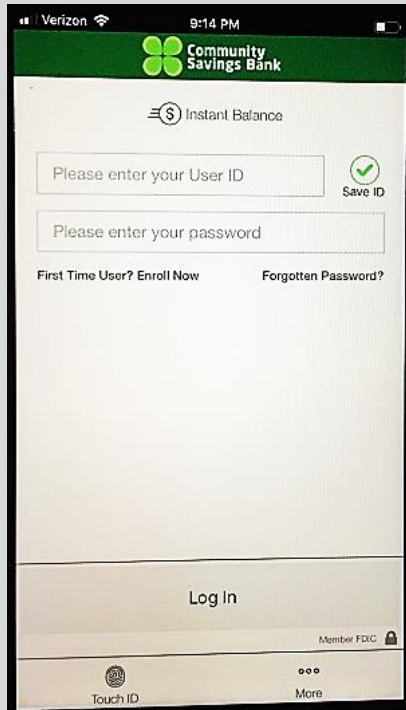
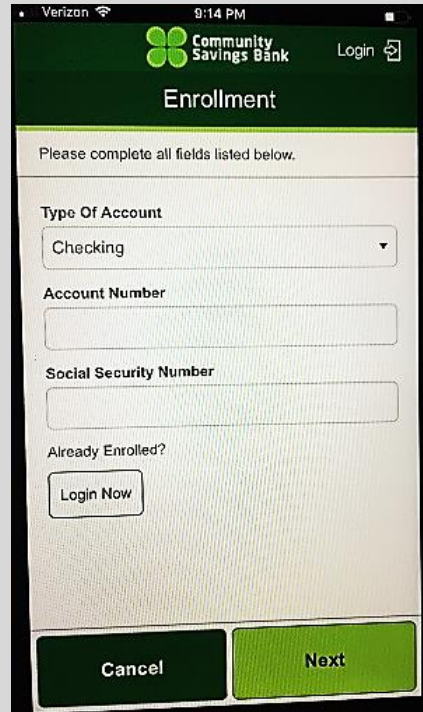


On Device Enrollment Cheat Sheet



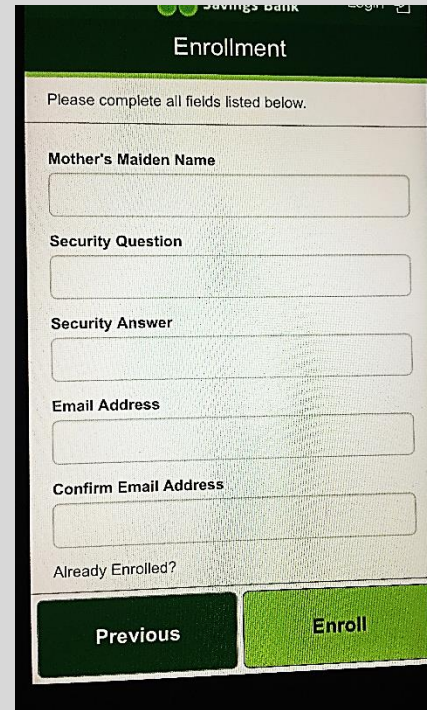
Step 1:

- Launch the CSB Online Mobile App.
- Click "First Time User? Enroll Now"



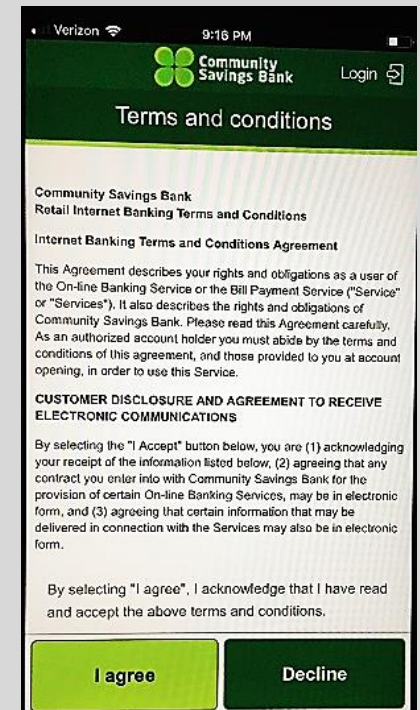
Step 2:

- Choose **Type of Account** from drop down box
- Enter **Account Number**
- Enter **Social Security Number**
- Click **Next**



Step 3:

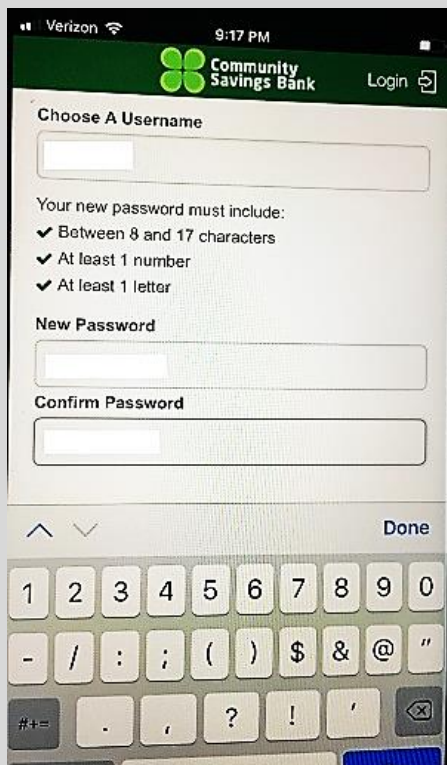
- Enter **Mother's Maiden Name**
- Create a **Security Question**
- Enter **Security Answer**
*Note that the Security Answer is CASE SENSITIVE
- Enter **Email Address**
- **Confirm Email Address**
- Click **Enroll**



Step 4:

- Read **Terms and Conditions**
- Choose **I Agree** to continue

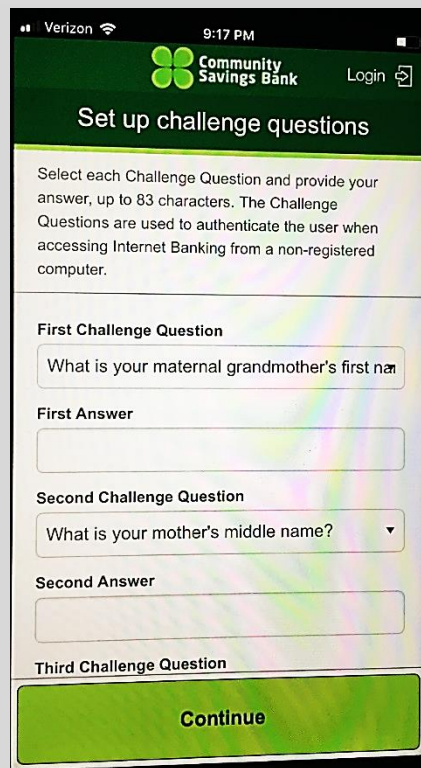
On Device Enrollment Cheat Sheet



Step 5:

- Choose **A Username**
- Create **New Password** following guidelines listed
- **Confirm Password**

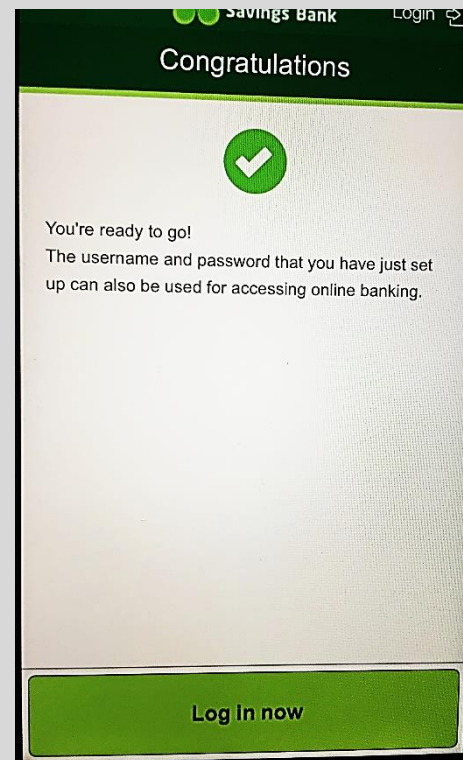
*Note Username and Password are CASE SENSITIVE



Step 6:

- Choose **First Challenge Question** from drop down box
- Enter **First Answer**
- Choose **Second Challenge Question**
- Enter **Second Answer**
- Choose **Third Challenge Question**
- Enter **Third Answer**
- Click **Continue**

*Note Security Answers are CASE SENSITIVE



Step 7:

- You are Ready to Go
- Click **Log in Now** and you will be directed to the Log In Screen