

MOBILE BILL PAY CHEAT SHEET

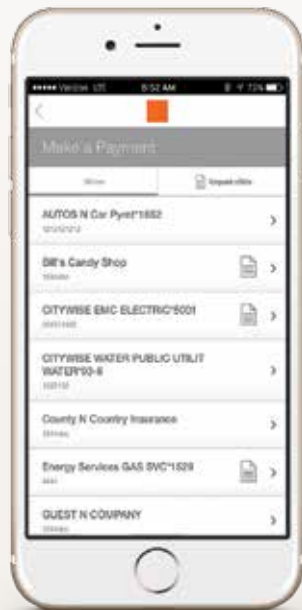


NOW YOU CAN MAKE PAYMENTS FROM ALMOST ANYWHERE TO ANYONE WITHIN THE UNITED STATES. PAYING BILLS HAS NEVER BEEN EASIER.

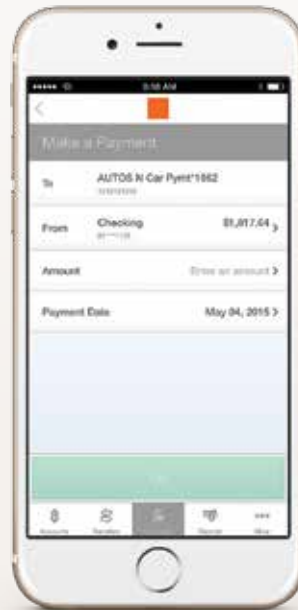
From "Payments" you have the choice of paying any biller you have previously set up under "Make a Payment."



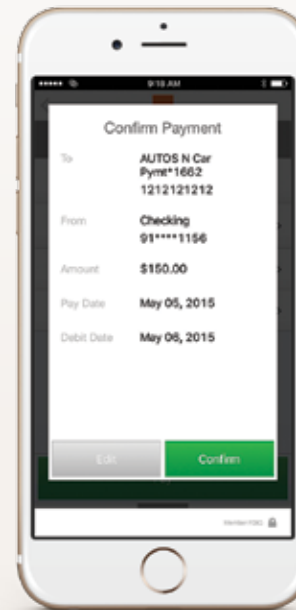
To pay a biller, click "Make a Payment" and select a biller from your list. If they offer eBills, you will see the eBill icon next to their name.



To pay a bill, just enter the amount and the date. Just tell us how much to pay.



When ready, pay it and confirm.



From here, you can return to your accounts or make another payment.

